

VEROTEC

Electronics Packaging



Enclosure Accessories

CUSTOM ENCLOSURE ACCESSORIES

TecServ+ is the vehicle by which Verotec delivers its value added services. These fall within 5 main categories and are described below. When it comes to enclosure accessories, we've worked with many customers in the past to design, manufacture and help bring to market modified and custom versions of our standard products – a small selection of these are pictured below. If you have any special enclosure accessory requirements, please contact our sales office.

ENGINEERING SERVICES:

- + Complete review of commercial, electro-mechanical, environmental and regulatory product requirements with customer.
- + Import of STEP, IGES, DWG & DXF file formats
- + Mechanical and electrical design using latest CAD software
- + 3D Modelling to allow conceptual testing before production
- + Component selection from a vast library of parts

MANUFACTURING SERVICES:

- + Prototype / pre-production samples using small batch shop
- + Modification of standard catalogue products (including machining, CNC punching, laser cutting, painting & silk-screening)
- + Manufacture of custom / bespoke products (including fabrication, machining, CNC punching, plating, painting & silk-screening)
- + Assembly & kitting of components
- + Integration & mechanical / electrical testing of complex systems

COMPLIANCE SERVICES:


- + Validation of product design and/or specification
- + Advice on environment legislation (RoHS, Reach, Weee etc.)
- + In-house pre-compliance testing for CE marking (Safety, EMC)
- + Supply of product technical construction file
- + Testing & certification of a product at an approved test house (for EMC, shock & vibration, altitude, temperature, humidity etc.)

LOGISTICAL SERVICES:


- + Express manufacturing service for quick turnaround of urgent orders
- + Special / bespoke packaging for safe transport of goods
- + Scheduled orders (including JIT and KAN BAN systems)
- + Stock holding & distribution
- + Exporting (including export packaging, land/sea/air transportation, freight forwarding, customs documentation & shipping manifests)

PROJECT MANAGEMENT SERVICES:


- + Initial project consultation
- + Capability and feasibility study
- + Estimation of project cost and leadtime
- + Management of design process (specification to validation)
- + Management of manufacturing process (prototype to production)
- + Cost reduction programmes throughout product life cycle



Special mild steel, polished chrome bar handles with folding functionality to save space – IT application.



Specially loaded DIN 41612 connectors – general electronics application.



Customised moulded plastic front panel handles fitted with multi-coloured highlight strips – industrial control application.

Enclosure Accessories: Bar Handles

BAR HANDLES

A range of six bar handles primarily designed for panels from 1U to 6U in height, but actually suiting any medium to heavy duty application where a strong, good quality handle is required. Manufactured from mild steel with a polished chrome finish, the handles come in two types – style 48 and style 10. The style 48 version (for 1U and 2U panels) are formed from 5mm diameter bar and stand 15 mm from the panel face whereas the style 10 version (for 3U to 6U panels) are formed from 10mm bar and stand 24mm from the panel face. Both types are supplied individually with a choice of male or female fixing to cater for different assembly criteria.

STYLE 48 (SUITABLE FOR 1U & 2U PANELS)

Material: 5mm Diameter Mild Steel Bar
 Finish: Polished Chrome
 Fixings: 2 x M3 x 8mm Screws
 2 x Flat Washers
 2 x M3 Studs
 2 x M3 Nylon Lock Nuts

ORDERING INFORMATION

Description	Fixing Centres "A"	Ordercode
1U Bar Handle	31.8mm (1 1/4")	549-10017
2U Bar Handle	76.2mm (3")	549-10019

STYLE 10 (SUITABLE FOR 3U, 4U, 5U & 6U PANELS)

Material: 10mm Diameter Mild Steel Bar
 Finish: Polished Chrome
 Fixings: 2 x M5 x 8mm Screws
 2 x Flat Washers
 2 x M5 Studs
 2 x M5 Nylon Lock Nuts

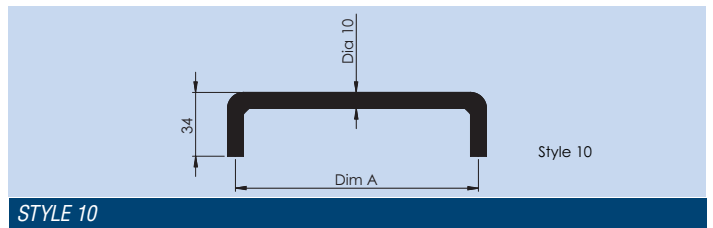
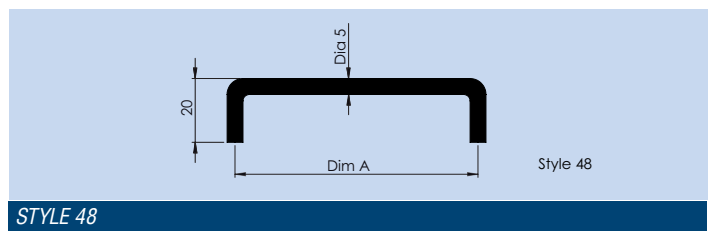
ORDERING INFORMATION

Description	Fixing Centres "A"	Ordercode
3U Bar Handle	101.6mm (4")	549-10007
4U Bar Handle	127.0mm (5")	549-10008
5U Bar Handle	152.4mm (6")	549-10009
6U Bar Handle	203.2mm (8")	549-10010

OBSOLETE BAR HANDLE PRODUCTS

The following previously catalogued products are still available but are now non-preferred sizes. This means they are subject to a 500 piece MOQ unless we have stock from a previously manufactured batch.

Type	Finish	Bar Diameter / Material	Fixing Centres	Ordercode
Style 14	Chrome	12.7mm Mild Steel	203.2mm	549-10046
Style 15	Chrome	6/16mm Mild Steel	101.6mm	549-10012
Style 15	Chrome	6/16mm Mild Steel	152.4mm	549-10013
Style 36	Chrome	6.4mm Brass	31.8mm	549-10061
Style 37	Chrome	6.4mm Brass	48.3mm	549-10062
Style 38	Chrome	6.4mm Brass	76.2mm	549-10063
Style 48	Chrome	4.8mm Brass	48.3mm	549-10018
Style HAF	Chrome	9.5mm Mild Steel	101.6mm	549-10021
Style HAF	Chrome	9.5mm Mild Steel	127.0mm	549-10022
Style HAF	Chrome	9.5mm Mild Steel	152.4mm	549-10023
Style HAF	Chrome	9.5mm Mild Steel	222.3mm	549-10025
Style HAF	Chrome	9.5mm Mild Steel	266.7mm	549-10026
Style HBF	Chrome	9.5mm Mild Steel	76.2mm	549-10028
Style HBF	Chrome	9.5mm Mild Steel	101.6mm	549-10030
Style HBF	Chrome	9.5mm Mild Steel	127.0mm	549-10031
Style HBF	Chrome	9.5mm Mild Steel	152.4mm	549-10033
Style HBF	Chrome	9.5mm Mild Steel	177.8mm	549-10034
Style HDF	Chrome	7.9mm Mild Steel	44.5mm	549-10047
Style HDF	Chrome	7.9mm Mild Steel	76.2mm	549-10036
Style HDF	Chrome	7.9mm Mild Steel	88.9mm	549-10037
Style HDF	Chrome	7.9mm Mild Steel	101.6mm	549-10038
Style HDF	Chrome	7.9mm Mild Steel	127.0mm	549-10039
Style HDF	Chrome	7.9mm Mild Steel	133.0mm	549-10040



Enclosure Accessories: Feet and Handles

GENERAL ENCLOSURE ACCESSORIES – FEET

Rubber self-adhesive feet

Supplied in packs of 4, these self-adhesive feet can be used on a wide variety of desk mounted enclosures and are available in 2 sizes; 16mm Dia. with a 4 mm height and 10mm Dia. with a 5mm height.

Kit comprises of: 4 self-adhesive feet

Tilt Foot Kit

Supplied as a kit, these are available in black or grey to complement many kinds of desk mounting enclosure. Two housings are fitted with tilt legs to raise the viewing angle of desk mounted equipment whilst the other two housings contain a non-slip insert to prevent the equipment sliding or damaging the work surface.

Kit comprises of: 4 Housings with inserts, 2 tilt legs, fixing screws

Adjustable Feet

These screw fixing feet allow alignment of racks, cabinets and smaller free standing enclosures whilst standing on uneven surfaces. They are secured with an M10 studs and have a foot diameter of 38mm. Supplied in a kit.

Kit comprises of: 4 Adjustable feet

Medium Duty Castors

Designed for use on rack cabinets where only light duties are expected, these plastic castors are secured using an M10 stud. 2 of the castors are braked allowing the unit to be temporarily held in position.

Kit comprises of: 2 Braked castors, 2 un-braked castors

GENERAL ENCLOSURE ACCESSORIES – HANDLES

Extruded Rack Handle

These one piece handles are extruded and formed from anodised aluminium. Five sizes are available providing an ergonomic and comfortable grip for card-frames and enclosures. Supplied singly.

Comprises of: 1 Extruded handle

Size	Overall length	Fixing centres
2U	73.0	63.7
3U	116.3	108.3
4U	160.8	152.8
5U	205.2	197.2
6U	249.7	241.7

Carry Handle

This handle is ideally suited to carrying an enclosure from above. The unit consists of a PVC strap with a steel brace. Fixings are concealed under chromed covers and are fitted to the enclosure with nuts bolts and washers through a pre-drilled hole.

Kit comprises of: Handle, 2 Chrome covers, fixing nuts and bolts

Rack Handles

Available in 3 heights and 2 colours these handles are designed to give a stylish appearance to any front panel mounted enclosures. The 1U version is a single piece moulding whilst the 2U & 3U versions have an aluminium centre extrusion with top and bottom moulding. The grey version is RAL 7035 colour and the black version is moulded in black material with a black painted aluminium extrusion. All versions are supplied as standard with a grey adhesive trim with different colours available upon request. Supplied in a pair.

1U Comprises of: 2 Handle mouldings, 2 trims, fixings

2U/3U Comprises of: 4 Top/bottom mouldings, 2 extrusions, 2 trims, fixings



Rubber self-adhesive feet



Tilt foot kit



Adjustable feet



Medium duty castors

Description	Ordercode
Rubber self-adhesive feet (10mm x 5mm)	50-4001346
Rubber self-adhesive feet (16mm x 4mm)	50-4001069
Tilt foot kit (Grey)	50-2867
Tilt foot kit (Black)	50-2866
Adjustable feet	802-560002
Medium duty castors	802-560001




Extruded rack handles



Carry handle



1U rack handles




2U & 3U rack handles

Description	Ordercode
2U Extruded rack handle	50-10114
3U Extruded rack handle	50-10117
4U Extruded rack handle	50-10116
5U Extruded rack handle	50-10115
6U Extruded rack handle	50-10118
Screws for extruded rack handle (pk10)	173-10036
Carry handle	50-0848
1U Black rack handle	503-232978
2U Black rack handle	503-232980
3U Black rack handle	503-232982
1U Grey rack handle	503-232979
2U Grey rack handle	503-232981
3U Grey rack handle	503-232983

Enclosure Accessories: DIN 41612 Connectors

CONNECTORS CONFORMING TO DIN 41612

To compliment its range of Eurocard subracks, modules and front panels, Verotec maintain a range of DIN 41612 connectors as shown below.



Selector

ORDERING INFORMATION

Type	Order code	DIN description	Image	Description	class
3 ROW FORM C male 64/96	17-2876	C64M - C1A	8	Dip solder, angled. Contacts: full rows A & C	2
3 ROW FORM C male 96/96	17-2622	C96M - C1A	1	Dip solder, angled. Contacts: full rows A, B & C	2
3 ROW FORM C female 32/96	17-2875	C32F - C1H	2	Wire wrap. Contacts: even numbers rows A & C	2
3 ROW FORM C female 64/96	17-2874	C64F - C1H	3	Wire wrap. Contacts: full rows A & C	2
3 ROW FORM C female 64/96	17-2624	C64F - C1D	4	Dip solder. Contacts: full rows A & C	2
3 ROW FORM C female 64/96	17-2625	C64F - C1W	5	Solder eyelet. Contacts: full rows A & C	2
3 ROW FORM C female 96/96	17-2479	C96F - C1D	6	Dip solder. Contacts: full rows A, B & C	2
3 ROW FORM C female 96/96	17-2626	C96F - C1H	7	Wire wrap. Contacts: full rows A, B & C	2
2 ROW FORM D male 32 way	17-2873	D32M - C1A	9	Dip solder, angled. Contacts: full rows A & C	2
2 ROW FORM D female 32 way	17-2872	D32F - C1H	10	Wire wrap. Contacts: full rows A & C	2
2 ROW FORM D female 32 way	17-10720	D32F - C1D	11	Dip solder. Contacts: full rows A & C	2
2 ROW FORM D female 32 way	17-10110	D32F - C1W	12	Solder eyelet. Contacts: full rows A & C	2
3 ROW FORM F male 48 way	17-2631	F48M - C1A	13	Dip solder, angled. Contacts: full rows B, D & Z	2
3 ROW FORM F female 48 way	17-2636	F48F - C1H	14	Wire wrap. Contacts: full rows B, D & Z	2
3 ROW FORM F female 48 way	17-45497	F48F - C1W	15	Solder eyelet. Contacts: full rows B, D & Z	2
FORM H male, 11 way	17-10112	H11M - C2A	16	Faston/dip solder, angled, LP 32	1
FORM H female, 11 way	17-10113	H11F - C2S	17	Faston 6.3 x 0.8mm	1
FORM H female, 11 way	17-10137	H11F - C2S	18	Dip solder, 2 per contact	1
FORM H male 15 way	17-10210	H15M - C2G	19	Faston 6.3 x 0.8mm, LPZ32	1
FORM H male 15 way	17-10493	H15M - C2A	20	Dip solder, angled, LPZ32	1
FORM H female 15 way	17-10223	H15F - C2D-90°	21	Dip solder, angled	1
FORM H female 15 way	17-10115	H15F - C2S	22	Faston	1
FORM H female 15 way	17-10144	H15F - C2Sr	23	Screw connection	1
FORM H female 15 way	17-46844	H15F - C2W	24	Solder eyelet	1
FORM H female 15 way	17-10224	H15F - C2D	25	Dip solder, 2 per contact	1
FORM H female 15 way	17-46842	H15F - C2D	26	Solder, 4mm long	1
FORM H female 15 way	17-46843	H15F - C2D	27	Solder, 13mm long	1
FORM H 15 male 10 + 2 way	17-10038	H15M - 10WVZ	28	32+2 HA/W 28 10 Angled dip solder/faston + 2 dip solder/screw,LPZ32	1
FORM H 15 male 7 + 4 way	17-10235	H15M - 7WVZ	29	32+4 HA/W 29 2 + 2 dip solder/screw + 7 angled dip solder/faston	1
FORM H 15 female, 10 + 2 way	17-10039	H 15 F 10 SR+2 HA/L	30	10 screw, 2 solder	1
FORM H 15 female, 10 + 2 way	17-10138	H 15 F 10 FA+2 HA/L	31	10 faston, 2 solder	1
FORM H 15 female, 7 + 4 way	17-10236	H 15 F 7 FA+4 HA/L	32	2 solder, 7 faston, 2 solder	1
FORM M male mixed 24 + 7 way	17-24311	Male mixed, form M	33	Dip solder, angled 24 + 7, LPZ32	2
FORM M female mixed 24 + 7 way	17-24312	Female mixed, form M	34	24 wire wrap, 7 faston	2
FORM M male mixed 24 + 7 way	17-10225	Male mixed, form M	35	Dip solder, angled. 24 + 7 Dip solder/faston, LPZ32	2
FORM M female 24 + 7 way	17-10227	Female mixed, form M	37	24 + 7 Dip solder	2